



SSPS Outreach and Partnership Offer


2023 - 2024





Who are we?

The Outreach team from South Somerset Partnership School work with Primary and Secondary schools in the South Somerset area to support schools and children with SEMH needs. We are a small team and work on a referral based system. New referrals are regularly triaged and we attempt to contact referrers as soon as possible to advise on next steps.



Our Team

Lisa Waller

Outreach SEMH Specialist Teacher
Licensed Thrive Practitioner

VACANCIES

Outreach Teaching Assistants

Hayley Lockey

Adolescent Support Worker

Mary Gravenstein

Adolescent Support Worker

What do we do?

The support that we are able to offer depends on the age of the child, other agencies involved, capacity and the readiness of the child to engage with outreach work. We work to support existing school routines and for children with Special Educational Needs, we work as part of your schools graduated response using the APDR model.



[Thrive assessments and action plans.](#)


EYFS

KS1

KS2

KS3

KS4



[Outreach Teacher Advice and Guidance](#)

EYFS

KS1

KS2



[Outreach Small Group or 1:1 support](#)

KS1

KS2

KS3

Spring 2023 This provision is not currently available due to a vacancy in our service



[Adolescent Support Worker \(ASW\)](#)

KS4



[Peer Problem Solving](#)


EYFS

KS1

KS2

KS3

KS4



[Staff Training](#)

Specific Groups

Whole Staff Meetings

Inset inputs



Thrive assessments and action plans.

EYFS

KS1

KS2

KS3

KS4

The Thrive approach is a dynamic, developmental, trauma-sensitive approach to meeting the emotional and social developmental needs of all children and young people. Thrive assessment is an action planning tool that enables adults to clearly and systematically identify the social and emotional needs of the children and young people they are working with, and suggests how to be and what to do in order to meet those needs. The Thrive Approach is rigorous, targeted, measurable and inclusive.

Thrive, 2022

How to access this support

Have you used your school graduated response and the Somerset Graduated response tool to ensure all suitable provision and ideas are in place for the child, or do you need more ideas and a more individual approach?

Complete an OUTREACHTEACHER referral form and submit to office@ssps.org.uk

Our Advisory SEMH Teacher will be in contact to arrange a time to carry out the assessment. The child is not needed but an adult that knows the child well and has 1 hour to complete the assessment.

The Thrive assessment will be reviewed after a period of time and implementation from school staff. We can offer 3 review points using Thrive.

[Return to main menu](#)



Outreach Teacher Advice and Guidance

EYFS

KS1

KS2

As part of our 2023/2024 outreach offer we will continue to offer visits to schools in order to support children, and the staff supporting them in school who have SEMH needs. This could form part of the APDR process, to gather additional information about needs and to ensure that children are able to access their provision successfully.

How to access this support

Have you used your school graduated response and the Somerset Graduated response tool to ensure all suitable provision and ideas are in place for the child, or do you need more ideas and a more individual approach?

Complete an OUTREACHTEACHER referral form and submit to office@ssps.org.uk

Our Advisory SEMH Teacher will be in contact to arrange a time to visit the school. Depending on the child this may involve discussion with key adults, conversation with the child or observation.

A report with ideas and recommendations will be provided for the school and reviewed as part of the APDR process.



Outreach Small Group or 1:1 support

KS1

KS2

KS3

Spring 2023 This provision is not currently available due to a vacancy in our service

Play, creativity and the arts have numerous beneficial effects. They support healthy brain development, widen our window of tolerance so that we develop a more effective stress-regulation system, stimulate the release of feel-good chemicals so that we experience positive emotions, and promote positive relationships.

Thrive(2022)

How to access this support


Have you used your school graduated response and the Somerset Graduated response tool to ensure all suitable provision and ideas are in place for the child, or do you need more ideas and a more individual approach?

Complete an OUTREACHTEACHER referral form and submit to office@ssps.org.uk

Our Advisory SEMH Teacher will be in contact to arrange a time to visit the school. Depending on the child this may involve discussion with key adults, conversation with the child or observation.

If it is felt that Outreach work would be appropriate, our Outreach worker will be in contact to arrange the details of the work. If the child does not already have a Thrive assessment we would like to complete a Thrive to target work and provide starting and end points.

[Return to main menu](#)



Adolescent Support Worker (ASW)

KS4

As part of our 2023/2024 outreach offer we will continue to offer 1:1 support for students who are finding school engagement difficult. We are able to work most effectively when we intervene at an earlier level. This is offered through weekly mentoring and support which is bespoke to each student. We are not able to solely support attendance issues and other support should be sought for this in the first instance.

How to access this support

Have you used your school graduated response to ensure all suitable provision and ideas are in place for the child, or do you need more ideas and a more individual approach?

Complete an ASW referral form and submit to office@ssps.org.uk

One of our ASWs will be in contact with the referrer to find out more and identify what type of work is appropriate. As part of this we may suggest that a Thrive assessment is appropriate.

After completion of appropriate admin and consent from parents, work can start. It will generally take place in school each week and reciprocal communication between the ASW and school make the work more effective.

[Return to main menu](#)



Peer Problem Solving

EYFS

KS1

KS2

KS3

KS4


What is PPS?

We are able to work with groups of staff to identify the areas of need for a particular child or cohort and produce an action plan. This will focus on specific short term actions that can be achieved.

We are also able to offer longer planning meetings when difficulties may be more complex

How to access this support

Contact Lisa Waller directly lisa.waller@ssps.org.uk to identify if PPS is the appropriate next step.



Staff Training

Specific
Groups

Whole Staff
Meetings

Inset inputs

Sometimes a need may arise for some specific staff training linked to SEMH. We are able to work with small groups, specific roles or the whole staff. Previous topics of training have been on

- The Thrive approach
- Building Relationships
- The Window of Tolerance

But we can be responsive and tailor this to your specific needs. Availability will depend on capacity.

How to access this support

Contact Lisa Waller directly lisa.waller@ssps.org.uk to identify training needs and availability.

Training needs may also be identified through ongoing work with the school and this will be discussed and planned.