



SSPS OUTREACH OFFER

2025 - 2026

‘A really supportive service with people who are so passionate about the work they can do with the children that we need support with, often some of our most challenging children.’

From our partner school survey 2025



Who are we?

The Outreach team from South Somerset Partnership School work with Primary and Secondary schools in the South Somerset area to support schools and children with SEMH needs. Demand is ever increasing and we are a small team. We work on a referral based system, our most recent referral form is available on our website ([The Partnership Base - South Somerset Partnership School](#)). New referrals are regularly triaged and we attempt to contact referrers as soon as possible to advise on next steps.



Lisa



Sue

Lisa Waller – SEMH Outreach Teacher, Thrive Practitioner, DSL and MHFA

Sue Kinder – SEMH Outreach TA and ELSA



Hayley



Mary

Hayley Lockey – Adolescent Support Worker and Mental Health First Aider

Mary Gravenstein – Adolescent Support Worker and Mental Health First Aider

The support that we are able to offer depends on the age of the child, other agencies involved, capacity and the readiness of the child to engage with outreach work. When a school has concerns about a child's SEMH needs then it is sensible to consider if support from our Outreach service could be beneficial. We work to support existing school routines and for children with Special Educational Needs, we work as part of your schools graduated response.



What do we offer? At a Glance

Thrive profiles, action plans and reviews
EYFS, KS1, KS2, KS3, KS4

Referral form



Outreach Teacher advice and guidance
EYFS, KS1, KS2, KS3, KS4

Referral form



Outreach Support 1:1 or small group
EYFS, KS1, KS2



Following Outreach Teacher visit

Brick Therapy
EYFS, KS1, KS2



Following Outreach Teacher visit

Adolescent Support Worker

Years 9 – 11

Referral form



Peer Problem Solving
EYFS, KS1, KS2, KS3, KS4

Referral form



Staff Training
Specific cohorts, whole school,
1:1
Discussion with Outreach
Teacher



Attendance at TAFs, Annual
Reviews etc
EYFS, KS1, KS2, KS3, KS4
Discussion with member of
team



Plus more....

If you think that you need some support linked to SEMH provision, specific pupil, specific cohort, whole school, process support or strategic guidance get in touch! We can be responsive to the needs of our partner schools.



Thrive profiles, action plans and reviews

EYFS	KS1	KS2	KS3	KS4
<input checked="" type="checkbox"/>	<input checked="" type="checkbox"/>	<input checked="" type="checkbox"/>	<input checked="" type="checkbox"/>	<input checked="" type="checkbox"/>

The Thrive approach is a dynamic, developmental, trauma-sensitive approach to meeting the emotional and social developmental needs of all children and young people. Thrive assessment is an action planning tool that enables adults to clearly and systematically identify the social and emotional needs of the children and young people they are working with, and suggests how to be and what to do in order to meet those needs. The Thrive Approach is rigorous, targeted, measurable and inclusive.

Thrive, 2022

1

Are you stuck? Are you unsure about what to try next or have you used your schools graduated response and now need external support?

2

Complete an OUTREACH SUPPORT REQUEST form including gaining informed consent from parent/carers

3

The Outreach SEMH teacher will be in touch as soon as there is capacity. If you have not heard after a month please check back.

4

This support will feature termly reviews and action plans. If additional guidance about implementation is needed this can be arranged.



Outreach Teacher Advice and Guidance

EYFS	KS1	KS2	KS3	KS4
<input checked="" type="checkbox"/>	<input checked="" type="checkbox"/>	<input checked="" type="checkbox"/>	<input checked="" type="checkbox"/>	<input checked="" type="checkbox"/>

As part of our outreach offer we will continue to offer visits to schools in order to support children, and the staff supporting them in school who have SEMH needs. This could form part of the APDR process, to gather additional information about needs and to ensure that children are able to access their provision successfully. The reports and discussions are bespoke to each child and have been used to inform provision within school, towards SEN evidence, or to create a snapshot of the current situation. The regular reviews allow us to track small steps of progress and to look at the impact it is having on the child.

1

Are you stuck? Are you unsure about what to try next or have you used your schools graduated response and now need external support?

2


Complete an OUTREACH SUPPORT REQUEST form including gaining informed consent from parent/carers

3

The Outreach SEMH teacher will be in touch as soon as there is capacity. If you have not heard after a month please check back.

4

This support will feature termly reviews and action plans. If additional guidance about implementation is needed this can be arranged.



Outreach HLTA support 1:1 or small group

EYFS	KS1	KS2	KS3	KS4
✓	✓	✓	✗	✗

Specific in school support can follow Outreach Teacher advice and guidance. The sessions work effectively when a specific time and place is offered where we gently reengage those students struggling in class to reintegrate with their peers, classroom structure and learning. The sessions are run to incorporate Thrive and PACE informed practice, to nurture and support those children.

Please note this work is not therapeutic.

1

During the Outreach SEMH teacher visit or review we may discuss a role for specific outreach work.

2


School discuss with parents to ensure they consent to specific work taking place.

3

Complete CONSENT form for external adult and return to SSPS. Ensure staff are aware and a working space identified.

4

We will ensure all requirements for the SCR are communicated with the school. SEMH HLTA will also pre-visit any new setting.



Block Therapy

EYFS	KS1	KS2	KS3	KS4
✓	✓	✓	✗	✗

The Block therapy sessions are particularly effective for those children that would not normally show any interest in each other but would engage and talk about Lego. It works by using a playful therapeutic approach for promoting emotional well-being in children.

School attendance is key to this intervention as without 3 children the sessions cannot run. We will discuss plans around this when we visit.

1

During the Outreach SEMH teacher visit or review we may discuss a role for specific outreach work.

2


School discuss with parents to ensure they consent to specific work taking place.

3

Complete CONSENT form for external adult and return to SSPS. Ensure staff are aware and a working space identified.

4

We will ensure all requirements for the SCR are communicated with the school. SEMH HLTA will also pre-visit any new setting.



Adolescent Support Worker (ASW)

EYFS	KS1	KS2	KS3	KS4
✗	✗	✗	✓	✓

As part of our 2025/2026 outreach offer we will continue to offer 1:1 support for students who are finding school engagement difficult. We are able to work most effectively when we intervene at an earlier level. This is offered through weekly mentoring and support which is bespoke to each student. Two way communication between school staff and the ASW is essential for success. We are not able to solely support attendance issues and other support should be sought for this in the first instance. If students have multiple adults involved it should be considered if we are the right service at this time. If you would like to discuss the suitability of a referral please contact us.

1

Is the student in year 9 or 10, or at the very start of year 11? Have you used your school graduated response. Is the student 'up for' this additional support?

2

Complete an ASW referral form including gaining informed consent from parent/carers

3

An ASW will be in touch as soon as there is capacity. If you have not heard after a month please check back. We do generally have a long waiting list for this support.

4

This support will feature weekly meetings and contact. Feedback from a school contact is essential for success.



Peer Problem Solving/Action Planning

EYFS	KS1	KS2	KS3	KS4
<input checked="" type="checkbox"/>	<input checked="" type="checkbox"/>	<input checked="" type="checkbox"/>	<input checked="" type="checkbox"/>	<input checked="" type="checkbox"/>

What is PPS?

We are able to work with groups of staff to identify the areas of need for a particular child or cohort and produce an action plan. This will focus on specific short term actions that can be achieved.

We can adapt this to offer longer planning meetings when difficulties may be more complex. We are also able to work with groups of staff to support staff wellbeing.

1

Are you stuck? Are you unsure about what to try next or have you used your schools graduated response and now need external support?

2


Complete an OUTREACH SUPPORT REQUEST form including gaining informed consent from parent/carers

3

The Outreach SEMH teacher will be in touch as soon as there is capacity. If you have not heard after a month please check back.

4

Once a date is agreed, gather as many people as possible who will be able to listen and contribute non-judgementally. A group of 5 or more is ideal.



Staff Training


EYFS	KS1	KS2	KS3	KS4
✓	✓	✓	✓	✓

We are able to offer tailored training to a wide variety of audiences. We have worked 1:1 with Tas, with small class teams and whole school. This can be delivered as part of a staff meeting or on an inset day.

Previously delivered sessions include, Thrive, Zones of Regulation, Emotions, The brain, re-engagement strategies. However these can be adjusted based on the need of the school.

1

Contact Lisa Waller to discuss.



Attendance at TAFS, ARs, etc.

EYFS	KS1	KS2	KS3	KS4
<input checked="" type="checkbox"/>	<input checked="" type="checkbox"/>	<input checked="" type="checkbox"/>	<input checked="" type="checkbox"/>	<input checked="" type="checkbox"/>

If we have an open referral for a child at any level of our support we are able to attend relevant meetings when available. We will always endeavour to send reports if we are not able to attend in person.

1

Just make contact with the member of the outreach team who are supporting the child/school and we will be able to make arrangements.